

AGES
7-11

FIRE AWARENESS

LESSION 2

FIRE SAFETY AND HAZARD SPOTTING

Learning objectives

1. I know the fire hazards in my house
2. I know how to reduce fire hazards
3. I know what actions to take in a house fire
4. I know what to do if my clothes catch fire

Learning outcomes

By the end of these lessons, pupils will be able to: recognise and reduce the most common fire hazards; carry out a Fire Safety Check in their home; know the bed time routine; know what actions to take if cut off by fire; know the correct actions to take in the event of a fire; demonstrate the correct actions to take should their clothes catch fire.

Resources

- Fire Safety presentation with tutor notes
- Fire awareness work sheets Numbers: 1, 2, 5,10
- Smartboard for interactive jig-saw recap
- Knowledge quiz - paper or powerpoint

Parental engagement


Parents directed towards helping their child carry out a Hazard Check around the home, using work sheet No:10. and working out a family Escape Plan using work sheet No: 1

Further help available by accessing: [HERE](#)

[DOWNLOAD KEY STAGE 2 LESSON 2 HERE](#)

[CLICK](#)

Fire Safety presentation - animated slides, tutor notes and quiz



Ask the audience to identify the key safety messages from the slide animations
Refer to tutor notes for further information
Assess learning by using either paper or millionaire powerpoint quiz

Interactive jig-saw or revision sheet - recap Fire Safety presentation



[CLICK](#)

[CLICK](#)

A follow-up activity to re-cap and embed learning from the fire safety messages
Either access the following link to complete the interactive jig-saw on the smart board

or hand out the printable version to assist pupils in writing down as much of the film messages as they can remember

Stop, Drop and Roll - Freddy and Blaze video



[CLICK](#)


Watch the video then practice Stop, Drop and Roll. Pause the video at the designated places to answer the questions in the caption.
Remember to use the actions when practising Stop, Drop and Roll.

Fire Escape - Animation with Freddy and Farooq plus worksheet




Freddy and Farooq demonstrate in a light-hearted manner what actions Omar and his family have to take when their house catches fire. Pause the video in the designated places to answer the questions in the caption. Re-cap and evaluate with work and answer sheets


Worksheets



Follow instructions to complete a fire plan for your home




Take the hazard check sheet home to spot any potential dangers about the house




Match the picture to the correct instruction to complete the bed time routine


Additional worksheets




Crack the code to discover the secret fire safety message



Draw a bar chart from the causes of fire data



Spot the hazards in the bedroom



Complete the crossword to re-cap and embed key messages relating to the bed time routine and escape plan